




Beef and Freezer Sizes

<p>Size Of Steer Portion</p>	 <p>Quarter Steer</p>	 <p>Half Steer</p>	 <p>Whole Steer</p>
<p>Pounds Of Packaged Beef</p>	<p>90-95 LBS</p>	<p>185-190 LBS</p>	<p>370-380 LBS</p>
<p>Freezer Size Required</p>	<p>4-6 CU.FT</p>	<p>8.5-10 CU.FT</p>	<p>16-18 CU.FT</p>
<p>Weeks Of Supply (based on a family of 3-4 eating beef 3x a week)</p>	<p>20-22</p>	<p>40-42</p>	<p>80-84</p>